



HEATING IMPACT

Prefer short airings (max 10 min.) when the radiators are on



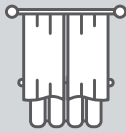
HEATING IMPACT

Moderate the temperature heaters (valves / thermostat)



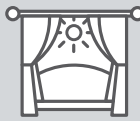
HEATING IMPACT

Do not let water flow in a vacuum



HEATING IMPACT

Do not put curtains in front of radiators that heat up



HEATING IMPACT

Open the curtains on sunny weather



Turn off / unplug all appliances not in use



# HOW CAN I REDUCE MY ENERGY CONSUMPTION? TIPS & TRICKS !



Put a lid on the pans when cooking



Use the Eco program & clean the dishwasher filter often



Prefer washing at 30 ° C



Opt for LED light bulbs



Defrost the freezer regularly



This document can be downloaded in French and German on our website (QR Code)

Ce document peut être téléchargé en français et en allemand sur notre site internet (QR Code)

Dieses Dokument kann heruntergeladen werden in Deutsch und Französisch auf unserer Website (QR-Code)




## SOME USEFUL PURCHASES



### Economic jetbreaker

This is a small part that is screwed to the outlet of the faucet spout. It is used to regulate the water flow.



### Mechanical programmable socket

Used to automate the switching on and off of electronic devices in the home.



### Timer

This object can be very useful when you do not want to spend too much time in the shower.



### Multi socket with switch

Very practical, it allows to turn off simultaneously all the electronic devices of the household.



### Economical shower

This part, limiting the flow of the shower jet, can save up to 75% of water.



### Blanket

In addition to being a pretty decoration, it is useful to cover yourself if you are too cold.

HEATING  
IMPACT